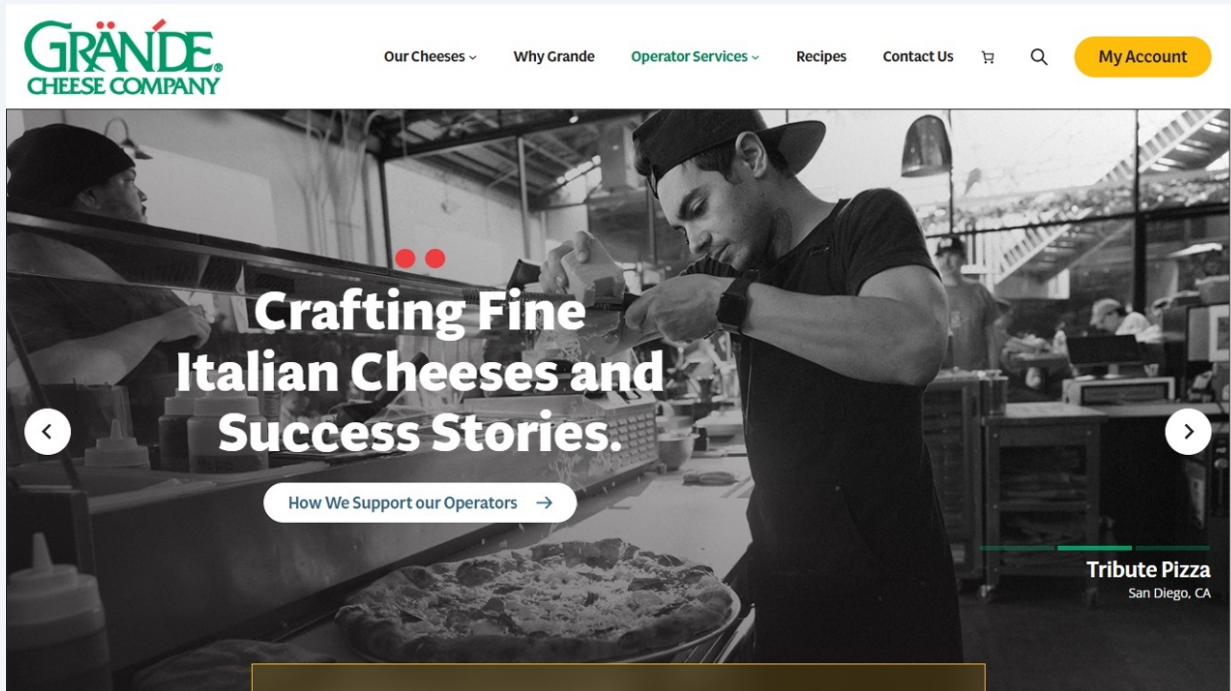


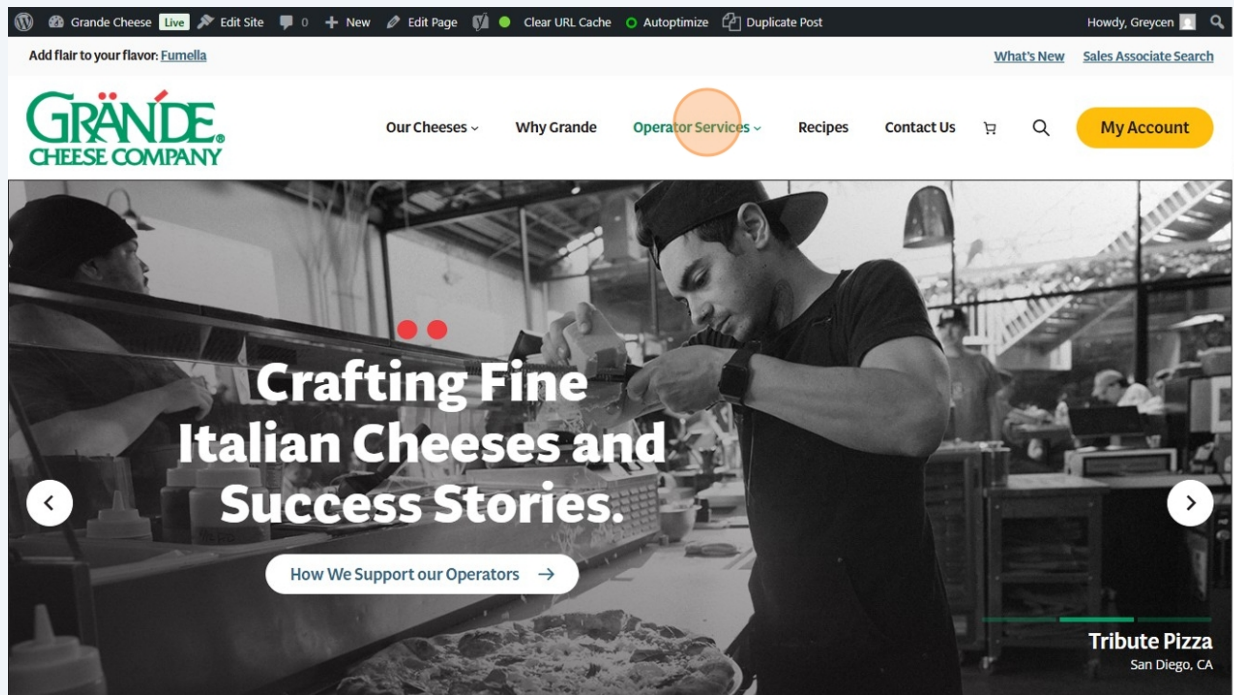
How to Place an Order Online (100-Percenter)

1

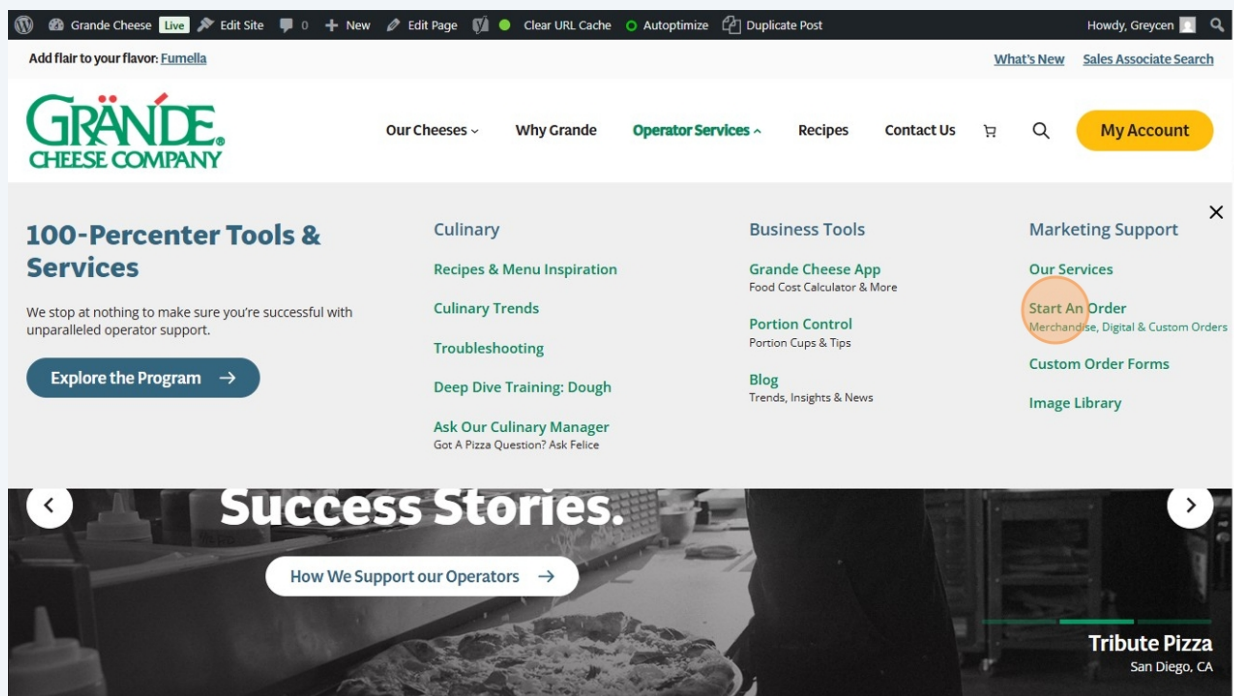
Navigate to [Authentic Italian Cheeses for Restaurant Operators - Grande Cheese](#)



2 Click "Operator Services"

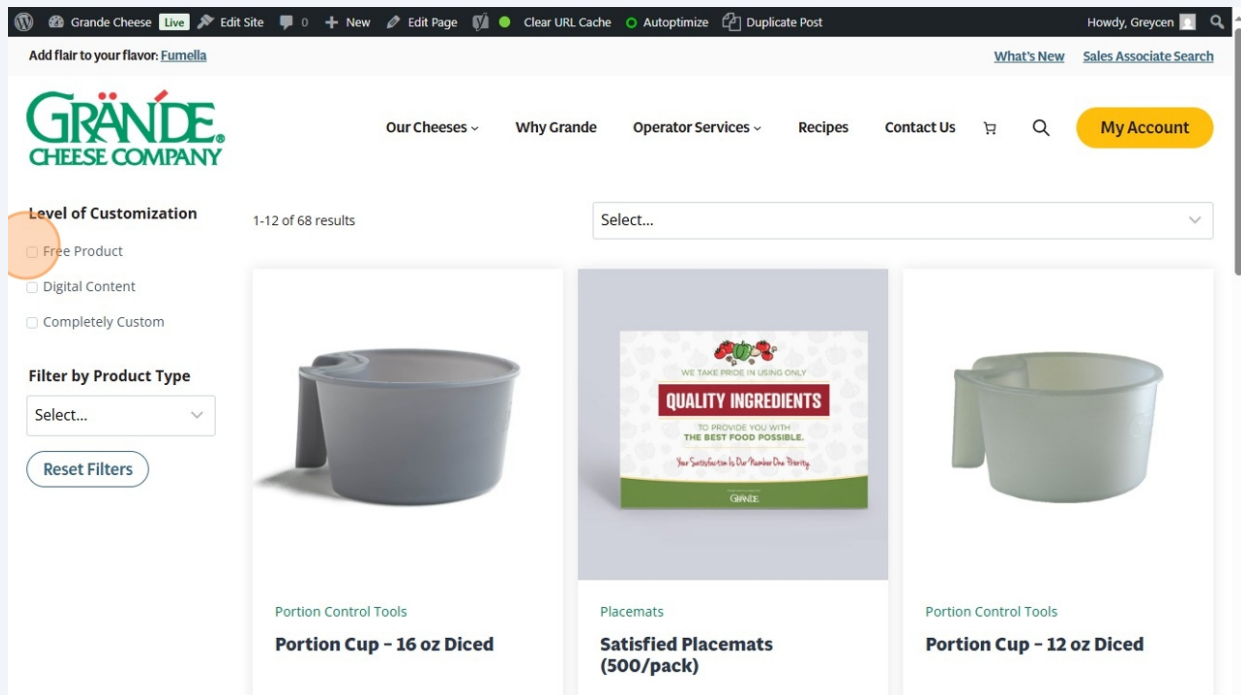


3 Click "Start an Order"



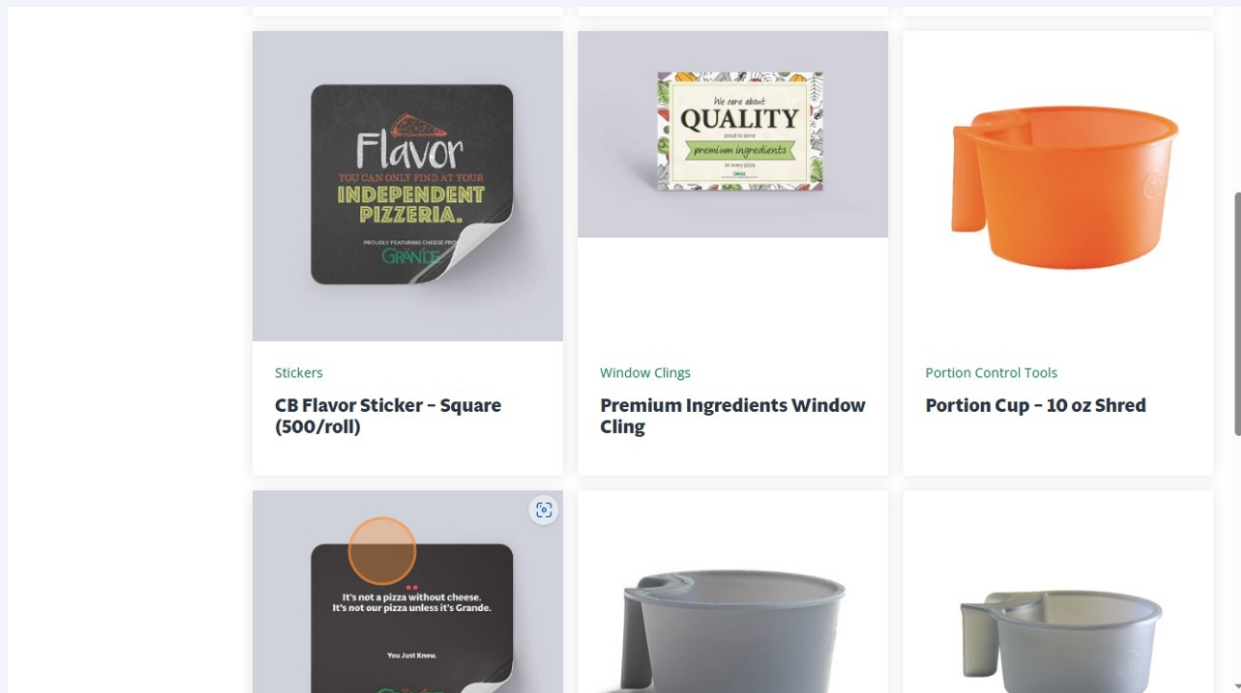
4

Click the "Free Product" field. You can also use the "Filter by Product Type" to search for specific products.

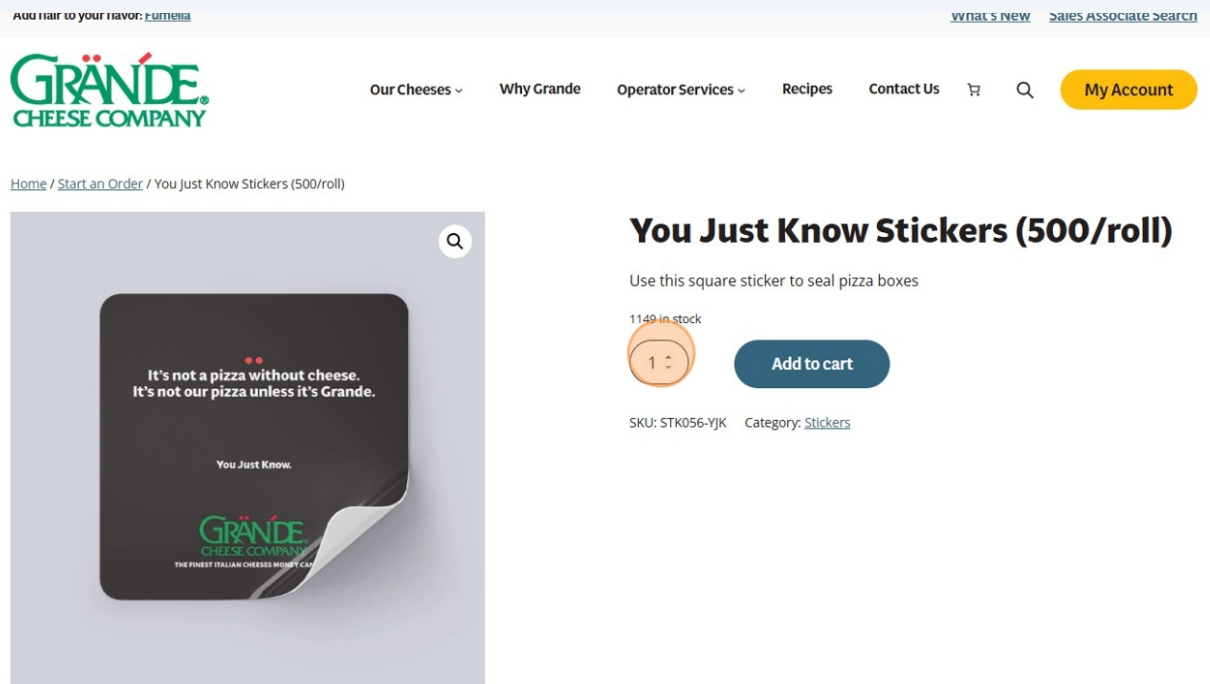


5

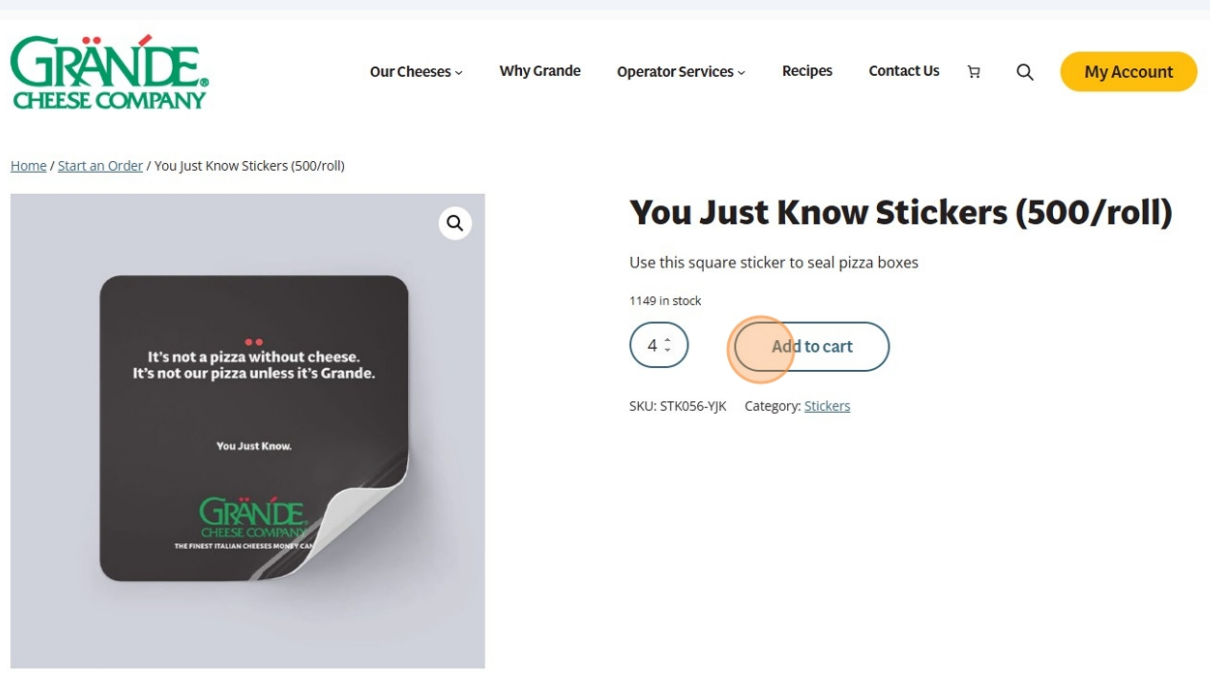
Click your desired free material.



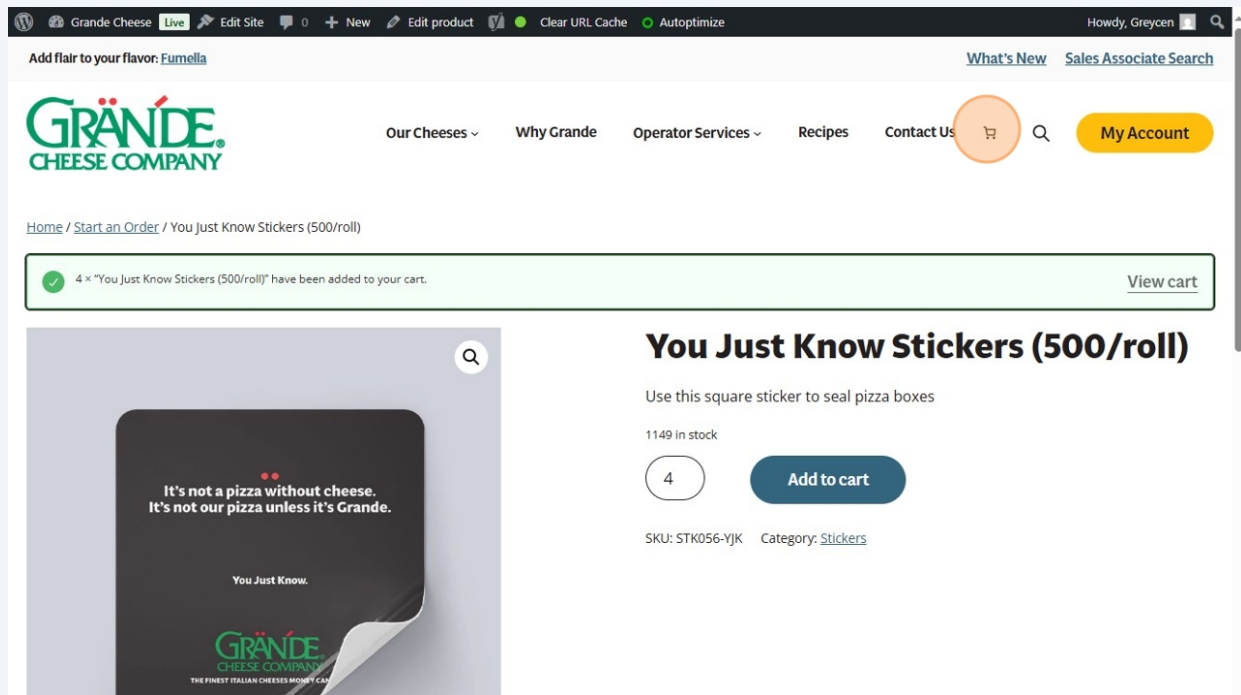
6 Select qty, please note some items have qty limits.



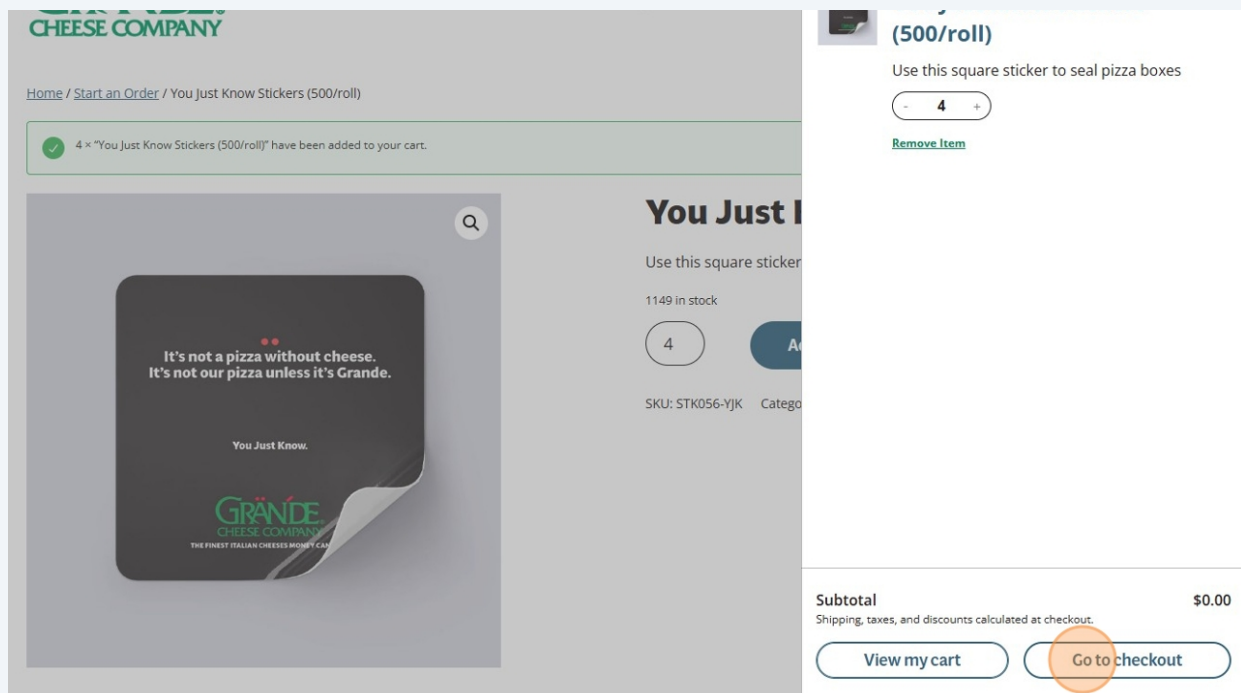
7 Click "Add to cart"



8 Click this icon to continue to check out.



9 Verify items in your cart, then click "Go to checkout"



10 Enter your email address for email confirmation/tracking information.

1. Contact Information
We'll use this email to send you details and updates about your order.

Email address

2. Shipping address
Enter the address where you want your order delivered.

☒ Use same address for billing

3. Shipping options

☒ Flat rate

☐ Add a note to your order

☐ You must accept our [Terms and Conditions](#) and Privacy Policy to continue with your purchase.

Order summary

4 You Just Know Stickers (500/roll)
Use this square sticker to seal pizza boxes

Add a coupon	
Subtotal	\$0.00
Delivery Flat rate	FREE
Total	\$0.00

11 Enter shipping address by selecting "Edit"

The screenshot shows the Grande Cheese Company checkout page. The top navigation bar includes links for 'Grande Cheese', 'Live', 'Edit Site', 'New', 'Edit Page', 'Clear URL Cache', 'Autoptimize', 'Duplicate Post', and a user profile 'Howdy, Greyen'. The main content area is divided into three sections: '1. Contact Information', '2. Shipping address', and '3. Shipping options'. The 'Shipping address' section is highlighted with an orange 'Edit' button. To the right, an 'Order summary' box displays the product 'You Just Know Stickers (500/roll)' and a table with Subtotal (\$0.00), Delivery (FREE), and Total (\$0.00).

1. Contact Information
We'll use this email to send you details and updates about your order.
Email address

2. Shipping address
Enter the address where you want your order delivered.

☒ Use same address for billing

3. Shipping options
☒ Flat rate FREE

☐ Add a note to your order

☐ You must accept our [Terms and Conditions](#) and Privacy Policy to continue with your purchase.

Order summary

4 You Just Know Stickers (500/roll)
Use this square sticker to seal pizza boxes

Add a coupon	▼
Subtotal	\$0.00
Delivery Flat rate	FREE
Total	\$0.00

12 Continue entering shipping information.

Grande Cheese **Live** Edit Site + New Edit Page Clear URL Cache Autooptimize Duplicate Post Howdy, Greyen

First name

Last name

Company (optional)

Address

+ Add apartment, suite, etc.

City

State

ZIP Code

Phone (optional)

☒ Use same address for billing

3. Shipping options

☒ Flat rate

FREE

☐ Add a note to your order

Flat rate

Total \$0.00

13

Click the "You must accept our Terms and Conditions and Privacy Policy to continue with your purchase." field.

The screenshot shows a checkout page for 'Grande Cheese'. The top navigation bar includes links for 'Live', 'Edit Site', 'New', 'Edit Page', 'Clear URL Cache', 'Autoptimize', and 'Duplicate Post'. The user is logged in as 'Howdy, Greyen'. The main form contains the following fields:

- Address:** A text input field containing '1015 ALLERTON AVE'.
- + Add apartment, suite, etc.:** A blue button.
- City:** A text input field.
- State:** A dropdown menu.
- ZIP Code:** A text input field.
- Phone (optional):** A text input field.
- ☒ Use same address for billing
- 3. Shipping options:** A section with a radio button selected for 'Flat rate' and a 'FREE' label.
- ☒ Add a note to your order
- Grande ID:** A text input field containing 'Grande ID'.
- ☐ You must accept our [Terms and Conditions](#) and Privacy Policy to continue with your purchase.

At the bottom, there is a 'Return to Cart' link and a 'Place Order' button.

14

Click "Place Order" - You should then receive an Order Confirmation.